

# BUILDINGS & DORM'S LAYOUT

**PLEASE NOTE:**

**Bed Capacity is 185**

**ENSUITED**

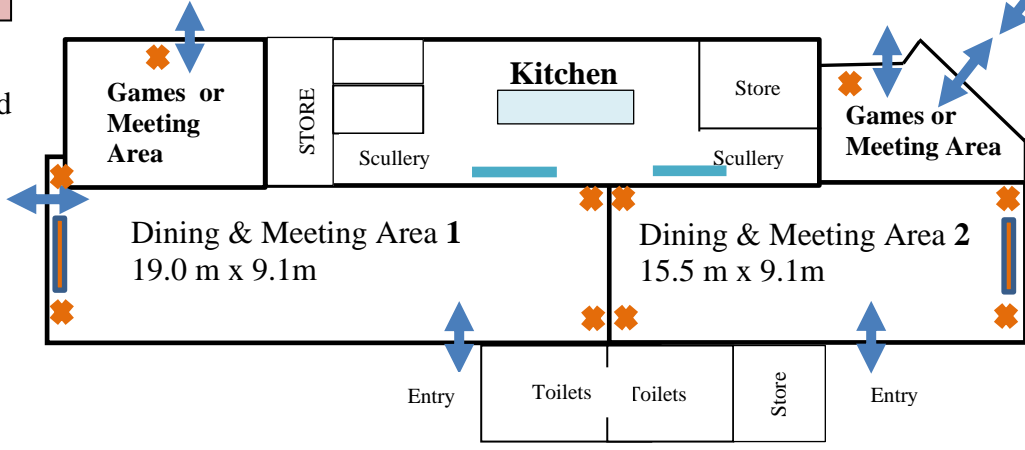
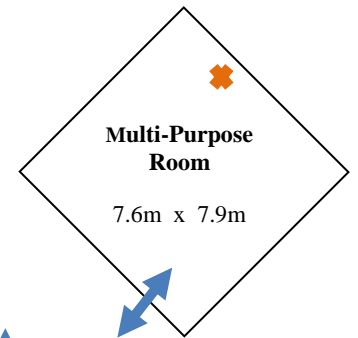
**No - Ensuite**

Electronic Whiteboard

Air Con. (Rev. Cycle)

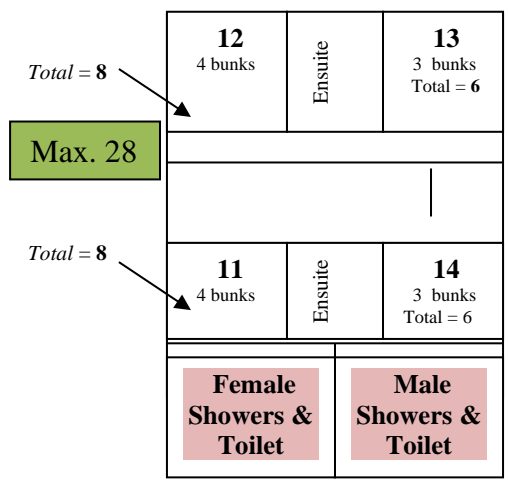
OH Projector

Servery Window



Ensuite	<b>1</b> 4 Bunks (Doubles) Total = 8
Ensuite	<b>2</b> 4 Bunks (Doubles) Total = 8
Ensuite	<b>3</b> 4 Bunks (Doubles) Total = 8
Ensuite	<b>4</b> 4 Bunks (Doubles) Total = 8
Ensuite	<b>5</b> 4 bunks (Doubles) Total = 8
Ensuite	<b>6</b> 4 bunks (Doubles) Total = 8
Ensuite	<b>7</b> 4 bunks (Doubles) Total = 8
Ensuite	<b>8</b> 4 bunks (Doubles) Total = 8

**Max. 64**



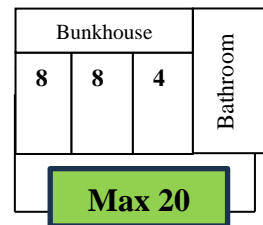
**Max. 28**

**Max. 28**

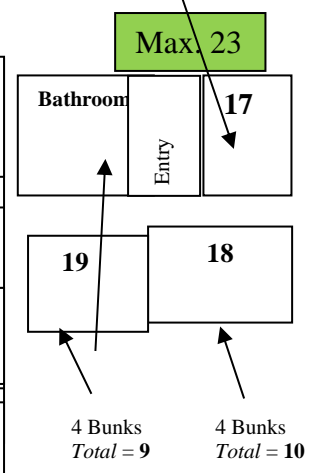
Total = 7 (Each Dorm)  
A room = 3  
B room = 4

**Max. 28**

Total = 7 (Each Dorm)  
A room = 3  
B room = 4



**Max 20**



**Max. 23**



**Max. 22**

**Dorm's 21 - 24**  
**Each Bedroom with an ensuite.**  
**Living Area & Kitchenette Inc. (TV + Air Cond)**

**NOTE:**  
Room 8 is suitable for people with disabilities



## Dormitories 21 – 24

Please check with the Camp Manager regarding conditions of hire for this facility.

Max. 22  
Persons

